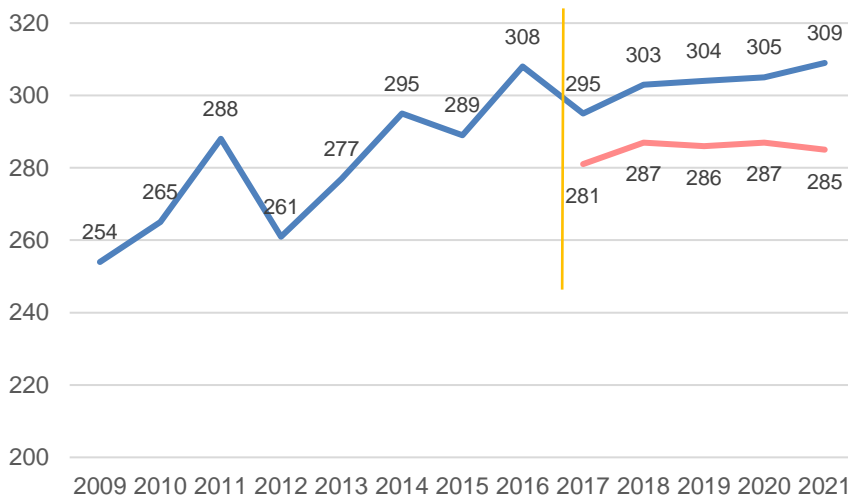


# Respiratory Therapists 2021

## Supply & Employment

Respiratory Therapist Registered vs Employed (NS 2009-2021)



Information prior to 2017 is CIHI Information.

Registered Employed

### Quick Facts Count

Total registered **309**

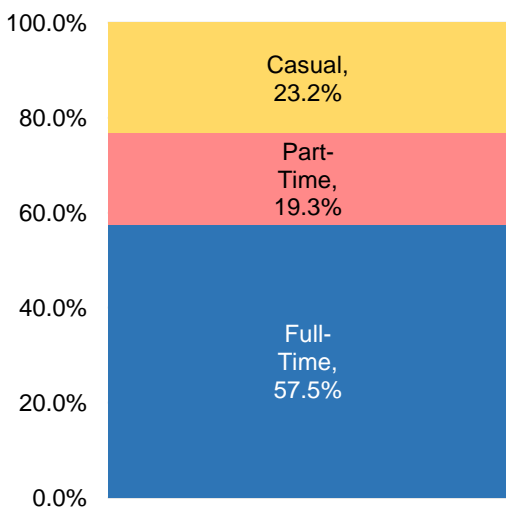
Difference in registrations since previous year **4 (1.3%)**

Total employed **285 (92.2%)**

Inflow\* – New and returning registrants **25**

Outflow† – Registrants who did not re-register **21**

Employment Rate of Respiratory Therapists: **92.2%**



## Location of Graduation

| All Respiratory Therapists (total = 309) | #   | %     |
|--|-----|-------|
| Nova Scotia                              | 222 | 71.8% |
| Other Provinces                          | 86  | 27.8% |
| International                            | 1   | 0.3%  |
| New registrants (total = 24)             | #   | %     |
| Nova Scotia                              | 10  | 41.7% |
| Other Provinces                          | 14  | 58.3% |
| International                            | 0   | 0.0%  |
| New graduates (total = 16)               | #   | %     |
| Nova Scotia                              | 11  | 68.8% |
| Other Provinces                          | 5   | 25.8% |

**Notes:** Total RTs (309) exclude those on-leave and those conditionally licenced for COVID-19 support, including reported inflow/outflow.

\* Inflow refers to the number of registrants who were not registered in the previous year (i.e. new or returning registrants)

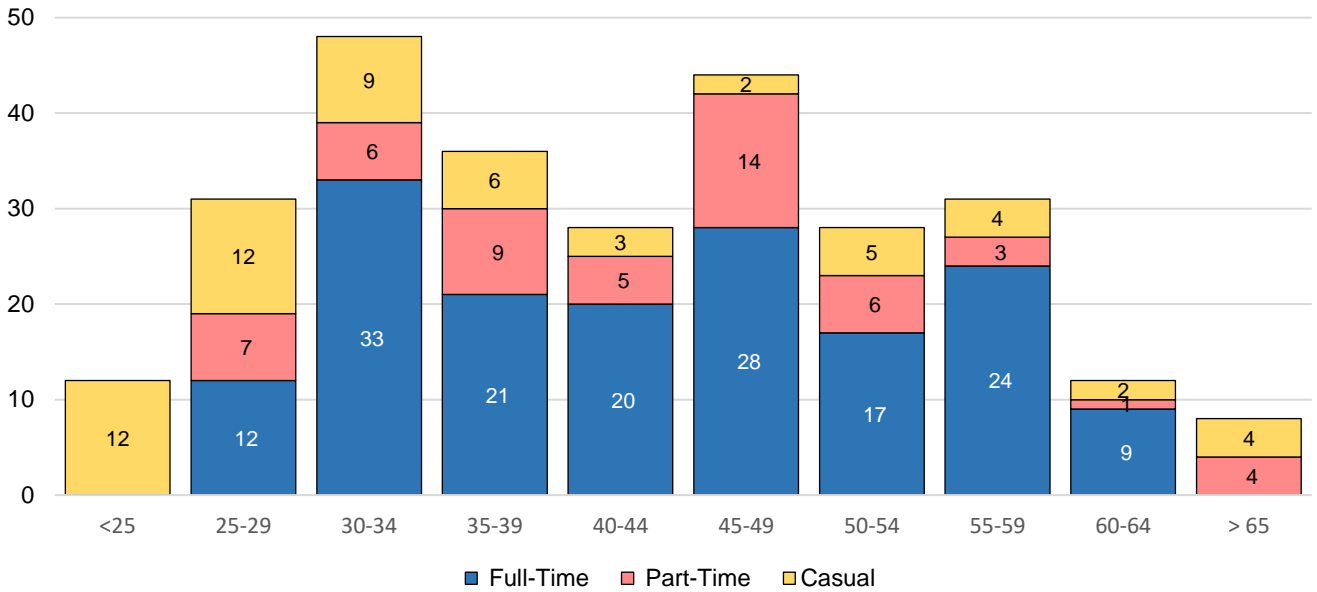
† Outflow refers to the number of registrants who registered in the previous year who did not register in the current year.

**DATA SOURCE:** Nova Scotia College of Respiratory Therapists [Registration period: April 1<sup>st</sup>, 2020 – March 31<sup>st</sup>, 2021.]

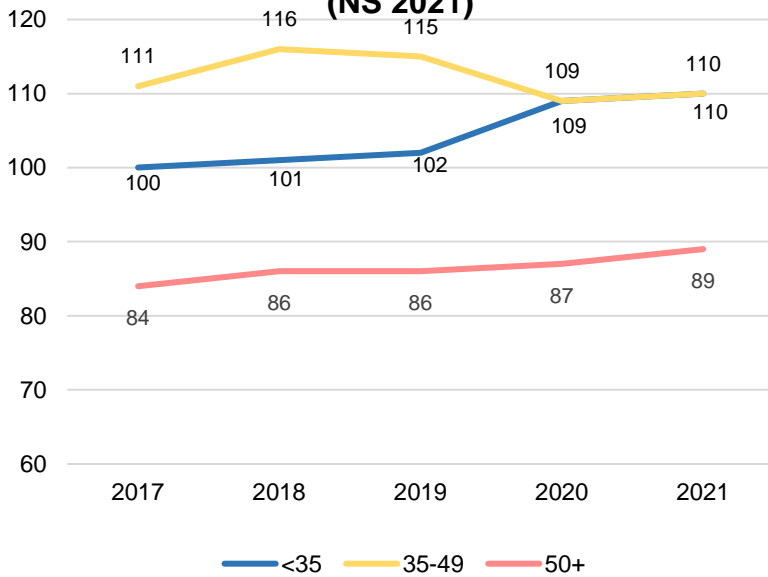
Questions regarding this Provincial Profile can be directed to: **Scott Luff**, Research and Statistical Officer 3, Health Workforce Planning and Regulatory Affairs, NS Department of Health and Wellness

E-mail : [scott.luff@novascotia.ca](mailto:scott.luff@novascotia.ca) Phone : 902-424-3005

## Age Distribution and Employment Status (NS 2021)



## Respiratory Therapist by Age Group (NS 2021)



## Age & Experience (all RTs)

| Age Profile    | #           | %     | Years of Experience | #           | %     |
|----------------|-------------|-------|---------------------|-------------|-------|
| <35            | 110         | 35.6% | <5                  | 44          | 14.2% |
| 35-49          | 110         | 35.6% | 6-30                | 223         | 72.1% |
| >50            | 89          | 28.8% | >30                 | 42          | 13.6% |
| <b>Average</b> | <b>41.9</b> |       | <b>Average</b>      | <b>16.9</b> |       |

| Area of Practice              | Total [285] |
|-------------------------------|-------------|
| Adult Acute Care              | 109         |
| Unknown                       | 49          |
| Home Care Services            | 28          |
| Pediatric/Neonatal Acute Care | 27          |
| Anesthesia Assistant          | 23          |
| Sleep Clinic                  | 10          |
| Administration                | 9           |
| Patient Educator              | 8           |
| Diagnostic Services           | 7           |
| Professional Educator         | 6           |
| Clinic or Rehabilitation      | 5           |
| Hyperbaric Medicine           | 3           |
| Sleep Lab                     | 1           |