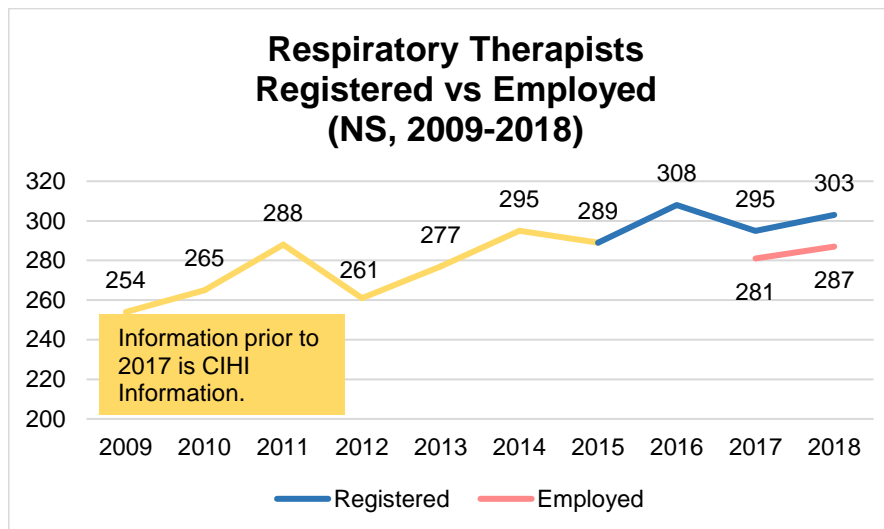


Nova Scotia's Provincial Respiratory Therapists Profile, 2018

Data Source: Nova Scotia College of Respiratory Therapists

Supply

- In 2018, 303 Respiratory Therapists were registered to practice in Nova Scotia



- The total number of registered Respiratory Therapists increased by 2.7% (8) from 295 in 2017 to 303 in 2018.
- This reflects an outflow¹ of 9 Respiratory Therapists and an inflow of 17 Respiratory Therapists.
- The location of graduation for all 2018 Registrants (303):
 - 73.9% (224) graduated from Nova Scotia programs.
 - 25.8% (78) graduated in other provinces.
 - 0.3% (1) were internationally educated.
- There were 15 new registrants in Nova Scotia in 2018:
 - 53.3% (8) were graduates from Nova Scotia programs.
 - 46.7% (7) were graduates from other provinces.
 - 0% (0) were internationally educated.

Questions regarding this Provincial Profile can be directed to:
Scott Luff, Research and Statistical Officer 3
Health Workforce Planning and Regulatory Affairs
NS Department of Health and Wellness
E-mail : scott.luff@novascotia.ca
Phone : 902-424-3726

2018 BY THE NUMBERS

Number of Respiratory Therapists registered in NS in 2018: 303

Increase in number of Respiratory Therapists since 2017: 8

Proportion of registered Respiratory Therapists employed: 94.7%

Number of Respiratory Therapists who did not re-register (outflow): 9

Number of new and returning Respiratory Therapists registrants (inflow): 17

Number of Respiratory Therapists over the age of 55 that did not re-register: 4

Number of new registrants: 15

Age profile of Respiratory Therapists workforce:

- Average age: 41.9
- <35 years old: 33.3%
- 35-49 years old: 38.3%
- >50 years old: 28.4%

Experience profile of Respiratory Therapists workforce:

- < 5 years: 21.8%
- 6-30 years: 64.4%
- > 30 years: 13.8%

Proportion of employed Respiratory Therapists in permanent full time positions: 64.8%

Proportion of employed Respiratory Therapists in permanent part time positions: 22.3%

Proportion of employed Respiratory Therapists in casual positions: 12.9%

¹ Inflows and outflows are calculated based on the Canadian Institute for Health Information's definitions of these terms, which is as follows:

The term "inflow" refers to the number of registrants entering the profession in a jurisdiction. This includes new graduates, those migrating from another Canadian jurisdiction or foreign country, and those returning after an extended leave from the profession. The term "outflow" refers to the number of registrants leaving the profession in a jurisdiction. This includes those exiting the profession, those migrating out and registering in another Canadian jurisdiction or foreign country, and those going on extended leave from the profession. CIHI (2014), Regulated Nurses, Report—2013. Retrieved from https://secure.cihi.ca/free_products/Nursing-Workforce-2013_EN.pdf.

Note: The time period is for one year preceding the registration closing date. The date range for this profile is: April 1, 2017 to March 31, 2018.

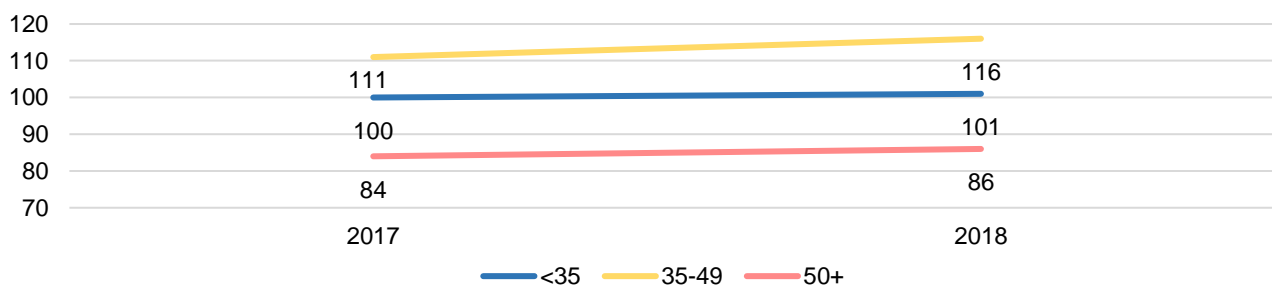
All Data is self-reported by registrants when they register with the association each year.

Nova Scotia's Provincial Respiratory Therapists Profile, 2018

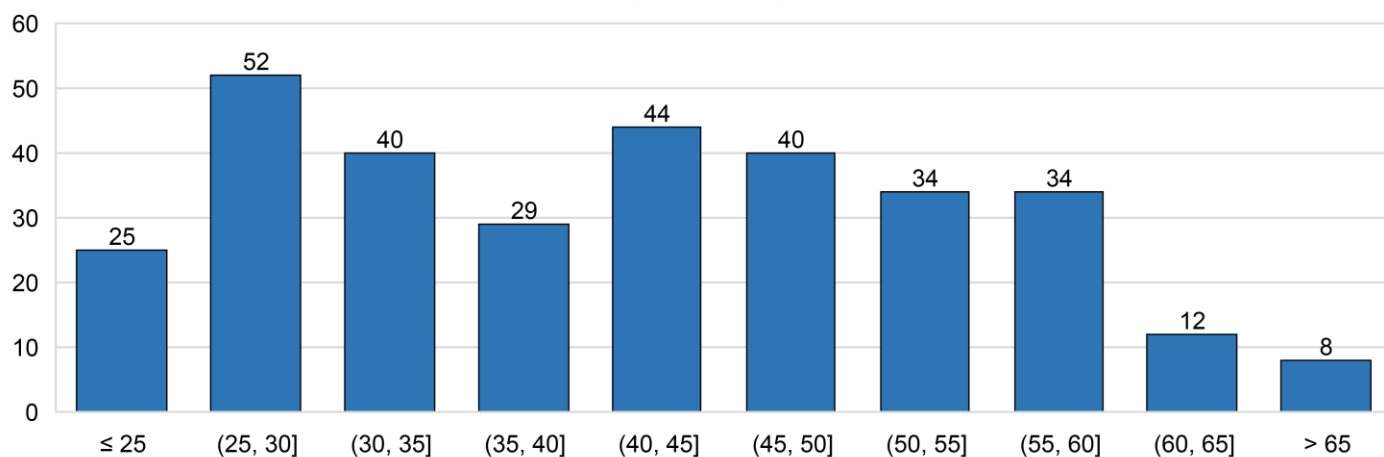
Age & Experience

- Average age of Respiratory Therapists in 2018 was 41.9 years. This is an increase from 41.7 in 2017.
- Age profile of the Respiratory Therapists:
 - Younger than 35 years: 33.3% (101) vs. 33.8% in 2017.
 - 35-49 years: 38.3% (116) vs. 37.7% in 2017.
 - 50 years and older: 28.4% (86) vs. 28.5% in 2017.

Respiratory Therapists Registered by Age Group (NS, 2018)



Age Distribution of Respiratory Therapists (NS, 2018)



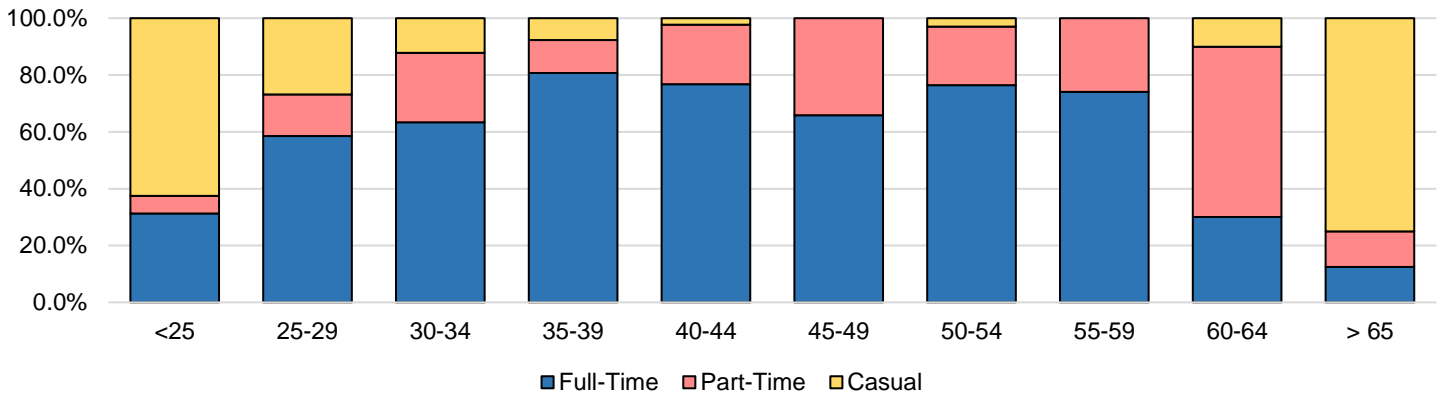
- Experience profile of the Respiratory Therapists:
 - 0-5 years of experience: 21.8% (66) vs 25.3% in 2017.
 - 6-30 years of experience: 64.4% (195) vs. 61.9% in 2017.
 - More than 30 years: 13.8% (42) vs. 12.8% in 2017.

Employment

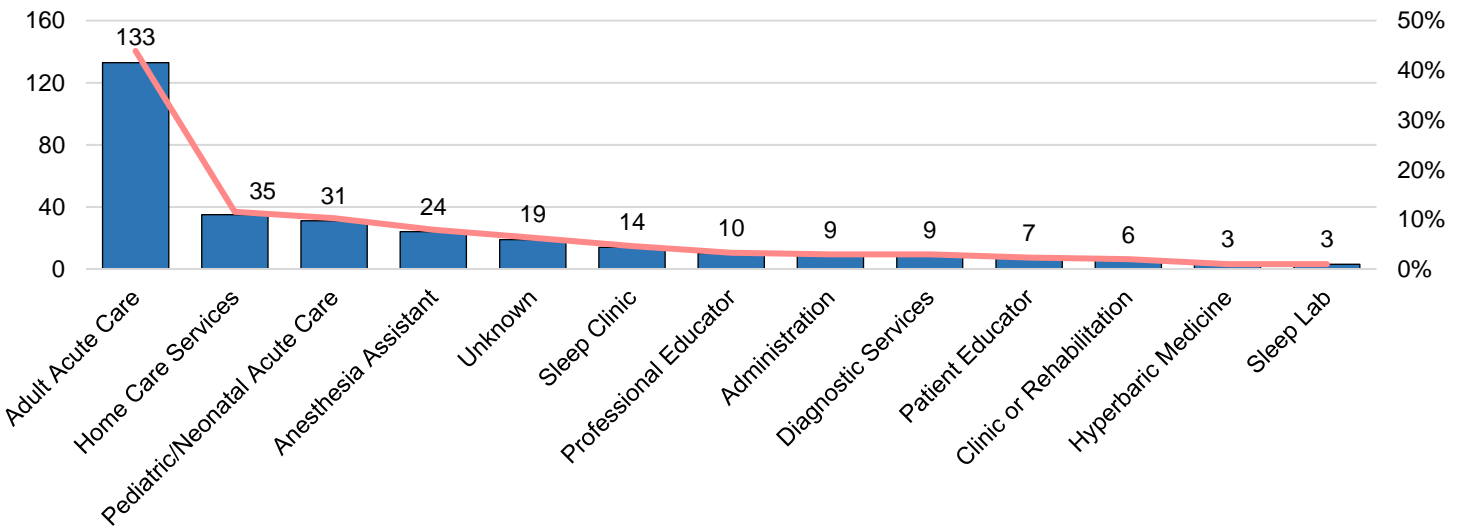
- Of the 303 Respiratory Therapists registered in 2018, 94.7% (287) were employed at the time of registration.
- Of the 287 Respiratory Therapists employed in 2018:
 - 64.8% (186) were working permanent full time positions vs 58.7% (165) in 2017.
 - 22.3% (64) were working permanent part time positions vs 24.6% (69) in 2017.
 - 12.9% (37) were working in casual positions vs 16.7% (47) in 2017.

Nova Scotia's Provincial Respiratory Therapists Profile, 2018

Employment Status Respiratory Therapists (NS, 2018)



Respiratory Therapists Areas of Practice (NS, 2018)



Education

- Level of Education Within the Profession:
 - 78.2% (237) of Respiratory Therapists have Diplomas
 - 19.8% (60) of Respiratory Therapists have a Bachelor's Degree
 - 1.0% (3) of Respiratory Therapists have an Equivalency Certificate
 - 1.0% (3) of Respiratory Therapists did not state or have unknown level of education

- Highest Level of Education outside the Profession:
 - 63.4% (192) of Respiratory Therapists did not state or have unknown level of education
 - 30.0% (91) of Respiratory Therapists have a Bachelor's Degree
 - 3.3% (10) of Respiratory Therapists have a Diploma
 - 2.0% (6) of Respiratory Therapists Have a Masters
 - 1.3% (4) of Respiratory Therapists have an Equivalency Certificate