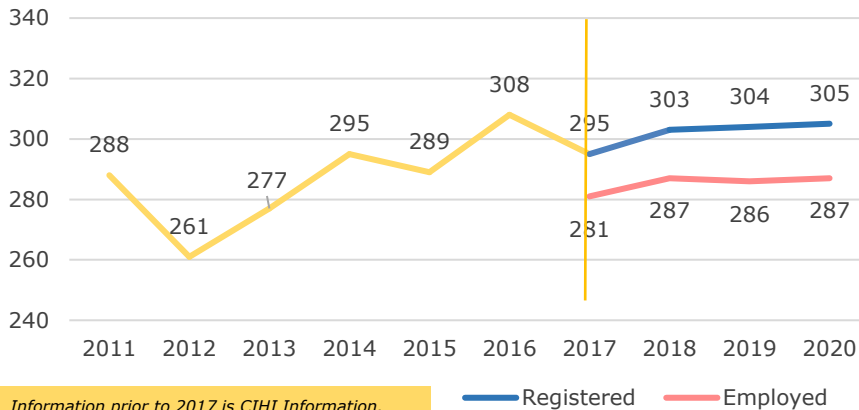


Data Source: Nova Scotia College of Respiratory Therapists

Supply

- In 2020, 305 Respiratory Therapists were registered to practice in Nova Scotia.
- The total number of registered Respiratory Therapists increased by 0.3% (1) from 304 in 2019 to 305 in 2020.

Respiratory Therapists Registered vs Employed (NS, 2011-2020)



- This reflects an outflow¹ of 20 Respiratory Therapists and an inflow of 21 Respiratory Therapists in 2020.
- The place of graduation of all 2020 Registrants:
 - 72.8% (222) graduated from Nova Scotia vs 72.0% (219) in 2019
 - 26.9% (82) graduated in other provinces vs 27.6% (84) in 2019
 - 0.3% (1) were internationally educated vs 0.3% (1) in 2019
- There were 20 new registrants in 2020
 - 50.0% (10) were educated in Nova Scotia vs 46.7% (7) in 2019
 - 50.0% (10) were educated in other provinces vs 53.3% (8) in 2019
 - 0.0% (0) were internationally educated vs 0.0% (0) in 2019.

2020 BY THE NUMBERS

- Number of Respiratory Therapists registered in NS in 2020: **305** ↑
- Increase in number of Respiratory Therapists since 2019: **1 (0.3%)** ↔
- Proportion of Respiratory Therapists employed: **94.1%** ↔
- Number of Respiratory Therapists who did not re-register(outflow): **20** ↑
- Number of new and returning Respiratory Therapists registrants (inflow): **21** ↑
- Age profile of Respiratory Therapists workforce:
 - ❖ Average age: **42.0** ↓
 - ❖ <35 years old: **35.7%** ↑
 - ❖ 35-49 years old: **35.7%** ↓
 - ❖ >50 years old: **28.5%** ↑
- Experience profile of Respiratory Therapists workforce:
 - ❖ < 5 years: **19.5%** ↓
 - ❖ 6-15 years: **31.1%** ↑
 - ❖ 16-30 years: **34.8%** ↓
 - ❖ > 30 years: **14.6%** ↑
- Proportion of Respiratory Therapists in permanent full-time positions: **62.4%** ↓
- Proportion of Respiratory Therapists in permanent part-time positions: **22.0%** ↓

↑ Increase ↓ Decrease ↔ No Change

*The arrows compare 2020's numbers to that of 2019

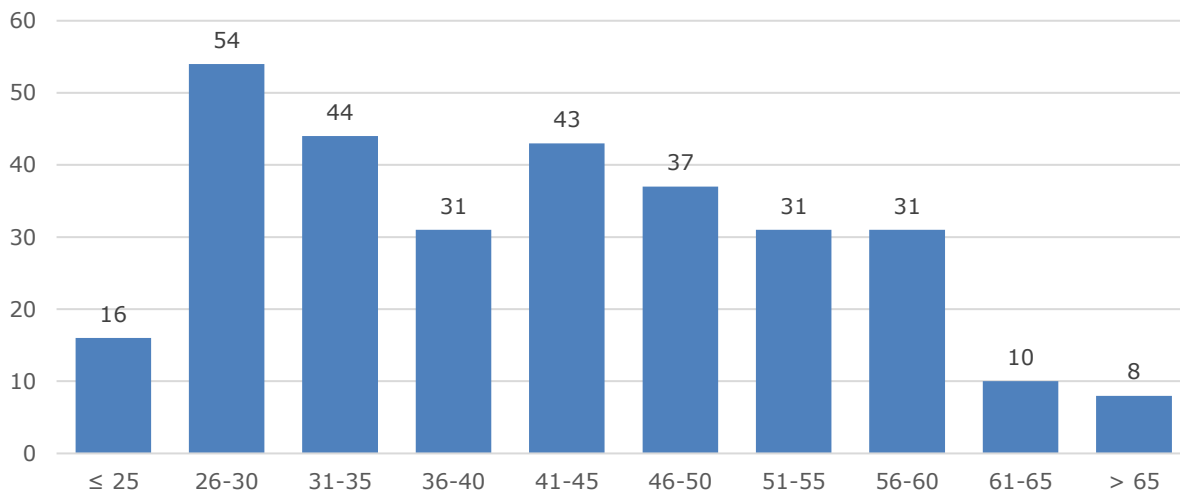
Questions regarding this Provincial Profile can be directed to:
 Edgar Akuffo-Addo
 Research Officer III, Health Workforce Planning
 Health Workforce Planning and Regulatory Affairs
 NS Department of Health and Wellness
 E-mail : Edgar.Akuffo-Addo@novascotia.ca
 Phone : 902-424-6275

¹ Inflows and outflows are calculated based on the Canadian Institute for Health Information's definitions of these terms, which is as follows:
 The term "inflow" refers to the number of registrants entering the profession in a jurisdiction. This includes new graduates, those migrating from another Canadian jurisdiction or foreign country, and those returning after an extended leave from the profession. The term "outflow" refers to the number of registrants leaving the profession in a jurisdiction. This includes those exiting the profession, those migrating out and registering in another Canadian jurisdiction or foreign country, and those going on extended leave from the profession CIHI (2014), Regulated Nurses, Report—2013. Retrieved from https://secure.cihi.ca/free_products/Nursing-Workforce-2013_EN.pdf.

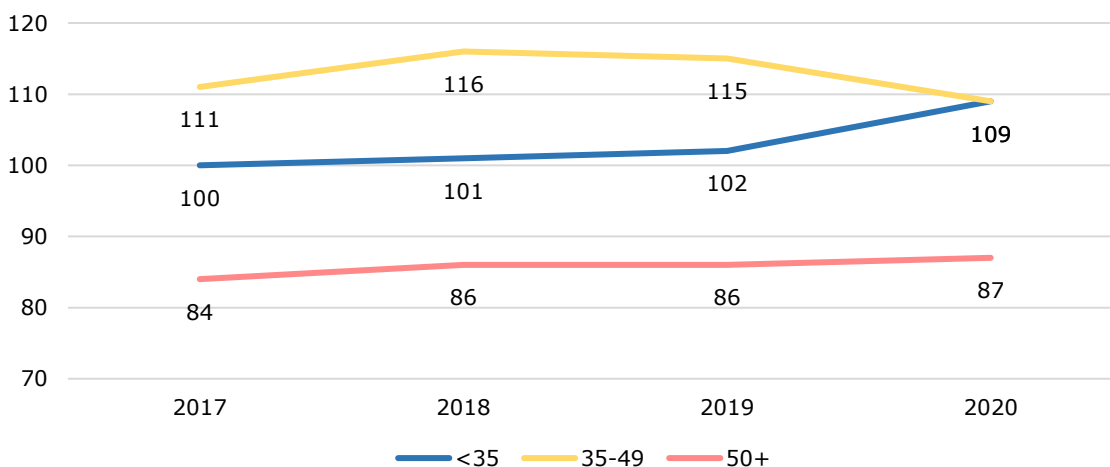
Age & Experience

- The average age of Respiratory Therapists in 2020 was 42.0 years. This is slightly below the average age of 42.2 years in 2019.
- Age profile of Respiratory Therapists in 2020:
 - Younger than 35 years: 35.7% (109) vs 33.7% (102) in 2019.
 - 35-49 years: 35.7% (109) vs 38.0% (115) in 2019.
 - 50 years and older: 28.5% (87) vs 28.4% (86) in 2019.
- Experience profile of Respiratory Therapists in 2020:
 - 0-5 years of experience: 19.5% (59) vs 21.3% (63) in 2019.
 - 6-15 years of experience: 31.1% (94) vs 29.1% (86) in 2019.
 - 16-30 years of experience: 34.8% (105) vs 36.8% (109) in 2019.
 - More than 30 years: 14.6% (44) vs 12.8% (38) in 2019.

Age Distribution of Respiratory Therapists (NS, 2020)



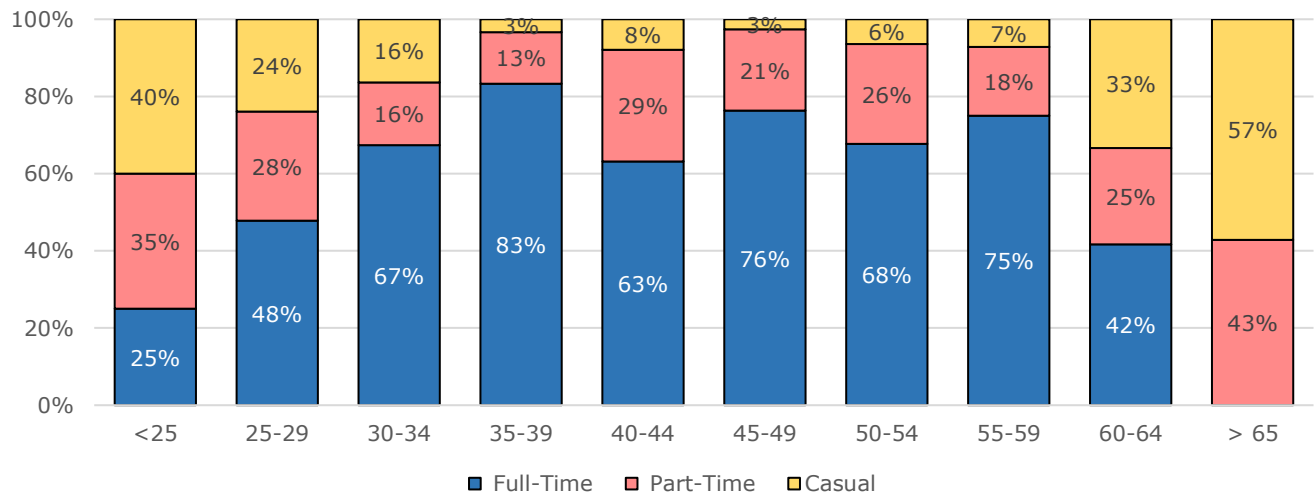
Respiratory Therapists Registered by Age Group



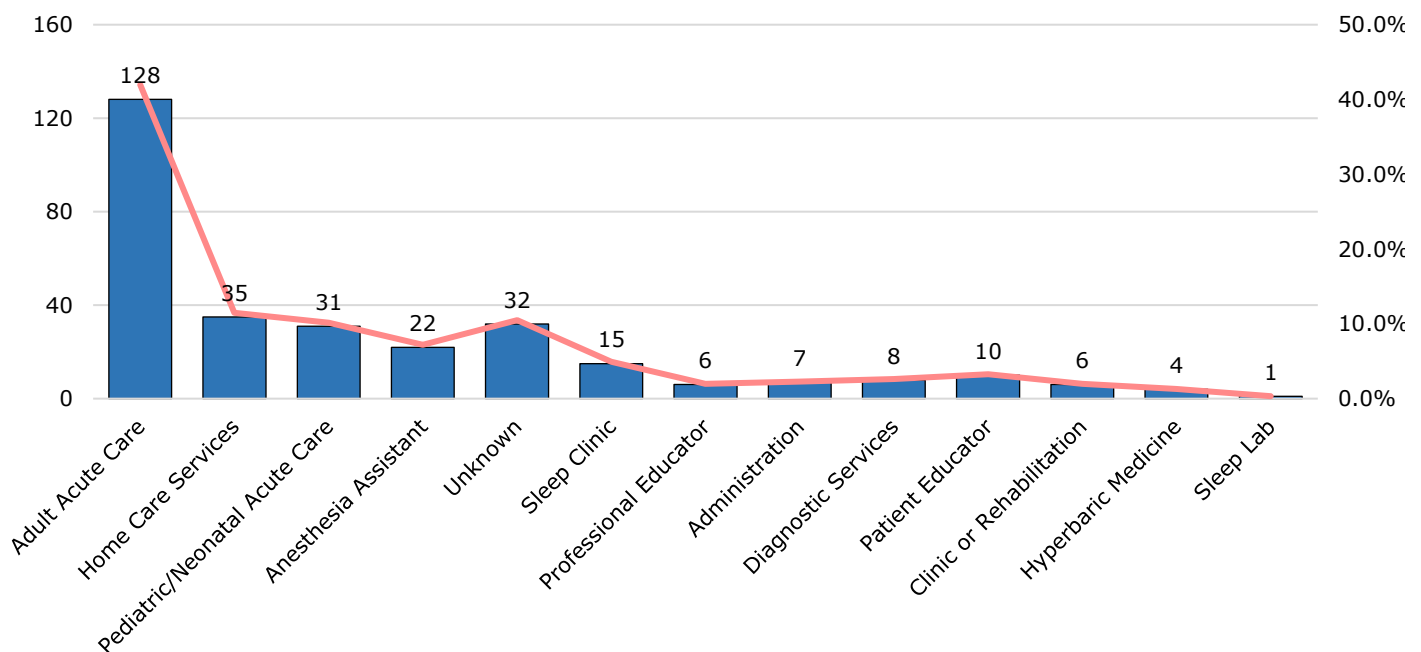
Employment²

- Of the 305 Respiratory Therapists registered in 2020, 94.1% (287) were employed vs 94.1% (286) in 2019.
- Of the 287 Respiratory Therapists employed in 2019:
 - 62.4% (179) were working permanent full-time positions vs 62.6% (179) in 2019
 - 22.0% (63) were working permanent part-time positions vs 22.7% (65) in 2019
 - 15.7% (45) were working in casual positions vs 14.7% (42) in 2019

Employment Status of Respiratory Therapists by Age Group (NS,2020)



Respiratory Therapists Areas of Practice (NS, 2020)



² The reported employment status reflects the primary self-reported status of the employed at the time of registration and does not identify registrants working two different positions or those who change positions after the registration period.