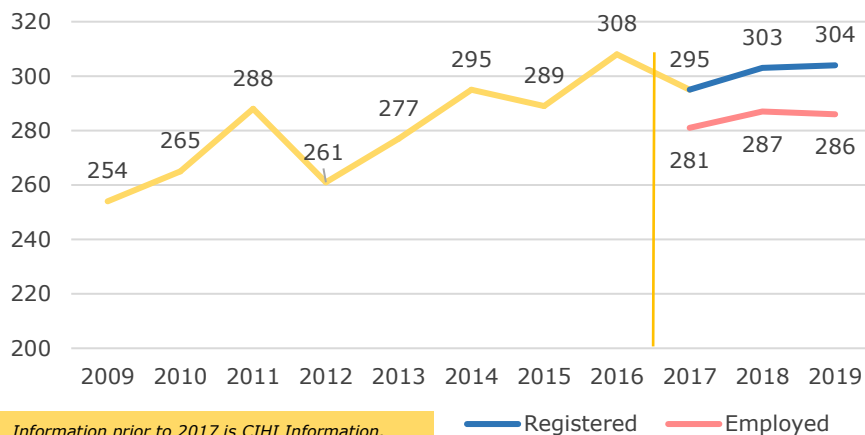


Data Source: Nova Scotia College of Respiratory Therapists

Supply

- In 2019, 304 Respiratory Therapists were registered to practice in Nova Scotia.
- The total number of registered Respiratory Therapists increased by 0.3% (1) from 303 in 2018 to 304 in 2019.

Respiratory Therapists Registered vs Employed (NS, 2009-2019)



- This reflects an outflow¹ of 16 Respiratory Therapists and an inflow of 17 Respiratory Therapists in 2019.
- The place of graduation of all 2019 Registrants:
 - 72.0% (219) graduated from Nova Scotia vs 73.9% (220) in 2018
 - 27.6% (84) graduated in other provinces vs 25.8% (78) in 2018
 - 0.3% (1) were internationally educated vs 0.3% (1) in 2018
- There were 15 new registrants in 2019
 - 46.7% (7) were educated in Nova Scotia vs 53.3% (8) in 2018
 - 53.3% (8) were educated in other provinces vs 46.7% (7) in 2018
 - 0.0% (0) were internationally educated vs 0.0% (0) in 2018.

2019 BY THE NUMBERS

- Number of Respiratory Therapists registered in NS in 2019: **304** ↑
- Increase in number of Respiratory Therapists since 2018: **1 (0.3%)** ↓
- Proportion of Respiratory Therapists employed: **94.1%** ↓
- Number of Respiratory Therapists who did not re-register(outflow): **16** ↑
- Number of new and returning Respiratory Therapists registrants (inflow): **17** ↔
- Age profile of Respiratory Therapists workforce:
 - ❖ Average age: **42.2** ↑
 - ❖ <35 years old: **33.7%** ↑
 - ❖ 35-49 years old: **38.0%** ↓
 - ❖ ≥50 years old: **28.4%** ↔
- Experience profile of Respiratory Therapists workforce:
 - ❖ ≤ 5 years: **21.3%** ↓
 - ❖ 6-15 years: **29.1%** ↑
 - ❖ 16-30 years: **36.8%** ↓
 - ❖ > 30 years: **12.8%** ↓
- Proportion of Respiratory Therapists in permanent full-time positions: **62.6%** ↓
- Proportion of Respiratory Therapists in permanent part-time positions: **22.7%** ↑

↑ Increase ↓ Decrease ↔ No Change

*The arrows compare 2019's numbers to that of 2018

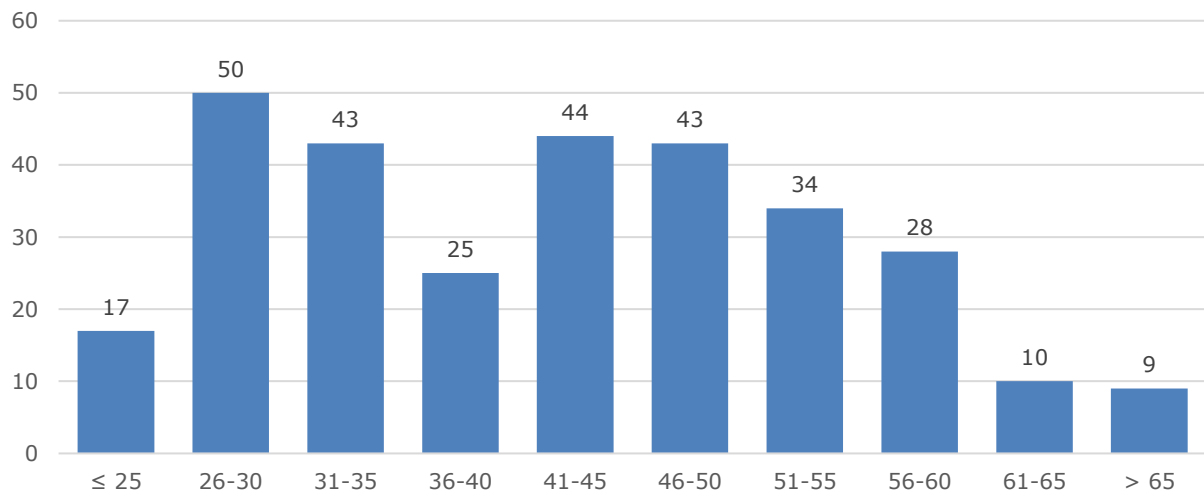
Questions regarding this Provincial Profile can be directed to:
 Edgar Akuffo-Addo
 Research Officer III, Health Workforce Planning
 Health Workforce Planning and Regulatory Affairs
 NS Department of Health and Wellness
 E-mail : Edgar.Akuffo-Addo@novascotia.ca
 Phone : 902-424-6275

¹ Inflows and outflows are calculated based on the Canadian Institute for Health Information's definitions of these terms, which is as follows:
 The term "inflow" refers to the number of registrants entering the profession in a jurisdiction. This includes new graduates, those migrating from another Canadian jurisdiction or foreign country, and those returning after an extended leave from the profession. The term "outflow" refers to the number of registrants leaving the profession in a jurisdiction. This includes those exiting the profession, those migrating out and registering in another Canadian jurisdiction or foreign country, and those going on extended leave from the profession CIHI (2014), Regulated Nurses, Report—2013. Retrieved from https://secure.cihi.ca/free_products/Nursing-Workforce-2013_EN.pdf.

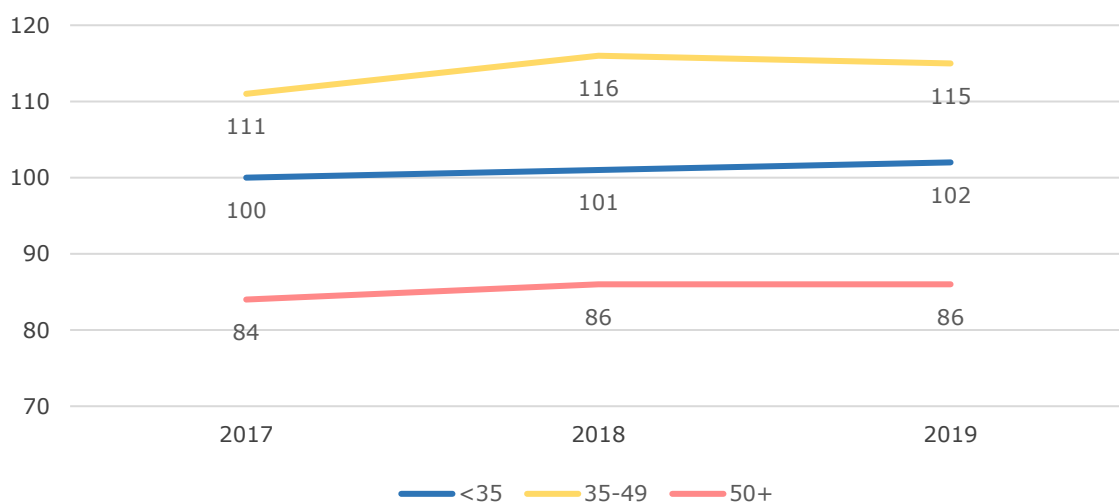
Age & Experience

- The average age of Respiratory Therapists in 2019 was 42.2 years. This is slightly above the average age of 41.9 years in 2018.
- Age profile of Respiratory Therapists in 2019:
 - Younger than 35 years: 33.7% (102) vs 33.3% (101) in 2018.
 - 35-49 years: 38.0% (115) vs 38.3% (116) in 2018.
 - 50 years and older: 28.4% (86) vs 28.4% (86) in 2018.
- Experience profile of Respiratory Therapists in 2019:
 - 0-5 years of experience: 21.3% (63) vs 21.8% (66) in 2018.
 - 6-15 years of experience: 29.1% (86) vs 28.1% (85) in 2018.
 - 16-30 years of experience: 36.8% (109) vs 37.3% (113) in 2018.
 - More than 30 years: 12.8% (38) vs 13.9% (42) in 2018.

Age Distribution of Respiratory Therapists (NS, 2019)



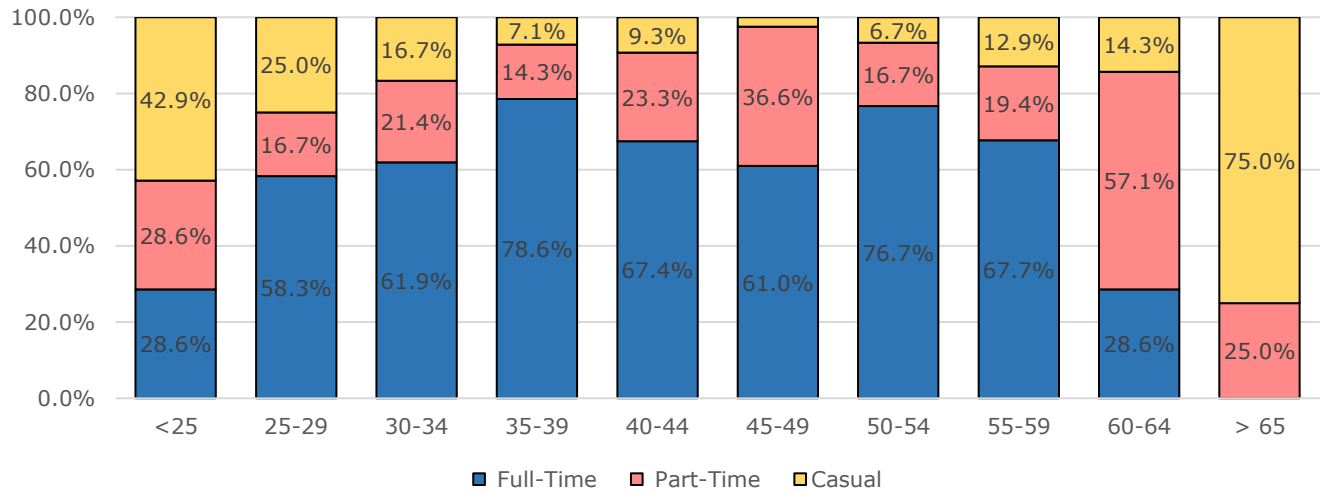
Respiratory Therapists Registered by Age Group



Employment

- Of the 304 Respiratory Therapists registered in 2019, 94.1% (286) were employed vs 94.7% (287) in 2018.
- Of the 286 Respiratory Therapists employed in 2019:
 - 62.6% (179) were working permanent full-time positions vs 64.8% (186) in 2018
 - 22.7% (65) were working permanent part-time positions vs 22.3% (64) in 2018
 - 14.7% (42) were working in casual positions vs 12.9% (37) in 2018

Employment Status Respiratory Therapists by Age Group (NS, 2019)



Respiratory Therapists Areas of Practice (NS, 2019)

