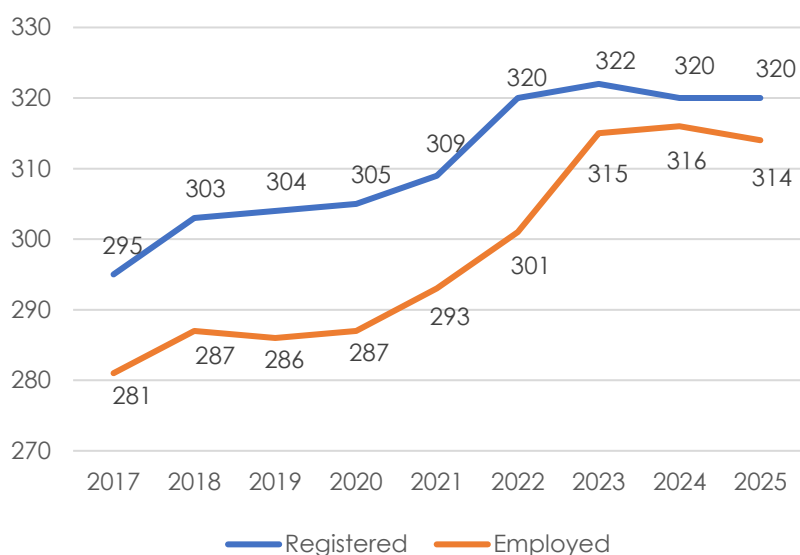
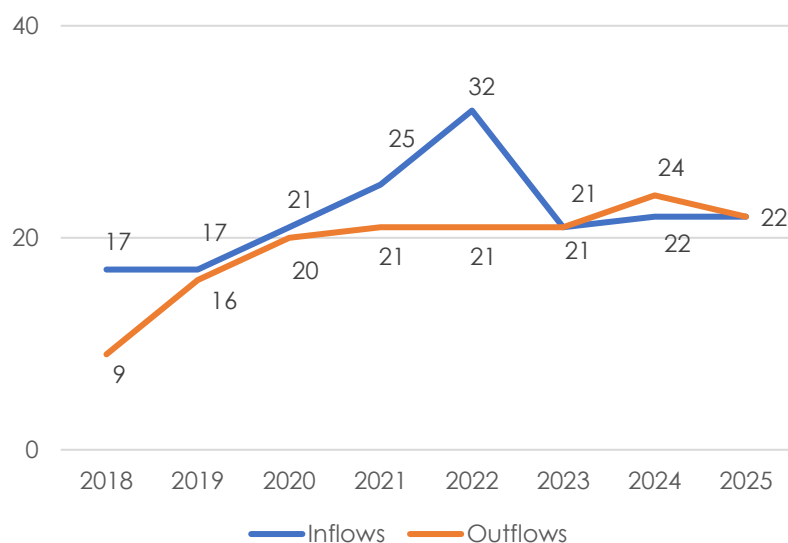


## Respiratory Therapists 2025

Numbers of Respiratory Therapists Registered and Employed in NS by Year



Inflow and Outflow Trends (NS, 2019-2025)



## Quick Facts

Registrants	320	
Employed <sup>1</sup>	314	98.1%
Change in Reg (1 year)	0	0.0%
Inflow*	22	6.9%
Outflow†	22	6.9%
Outflow 55+	6	27.3%
Outflows Avg Age	44.0	
Full-Time	223	70.9%
Part-Time	54	17.3%
Casual	37	11.7%
Average Age	42.4 years	
Avg Experience	17.4 years	

## Location of Graduation

Respiratory Therapists (Total = 320)	#	%
Nova Scotia	222	69.4%
Other Provinces	87	27.2%
International	6	1.9%
New Registrants (Total = 15)	#	%
Nova Scotia	8	53.3%
Other Provinces	7	46.7%
International	0	0.0%
New Graduates (Total = 10)	#	%
Nova Scotia	9	90.0%
Other Provinces	1	10.0%
International	0	0.0%

**DATA SOURCE:** Nova Scotia College of Respiratory Therapists Registration period: Apr 1<sup>st</sup>, 2024–Mar 31<sup>st</sup>, 2025.

**Notes:** Total Respiratory Therapists (320) exclude those on-leave.

<sup>1</sup> Beginning in 2023, Respiratory Therapists were counted as 'employed' only if they listed at least one Nova Scotia-based employer on their annual registration form. This excludes those who are registered in Nova Scotia but do not work in the province. This change has not been applied to counts of employed Respiratory Therapists for past years.

\* Inflow refers to the number of registrants who were not registered in the previous year (i.e., new or returning registrants)

† Outflow refers to the number of registrants who registered in the previous year who did not register in the current year.

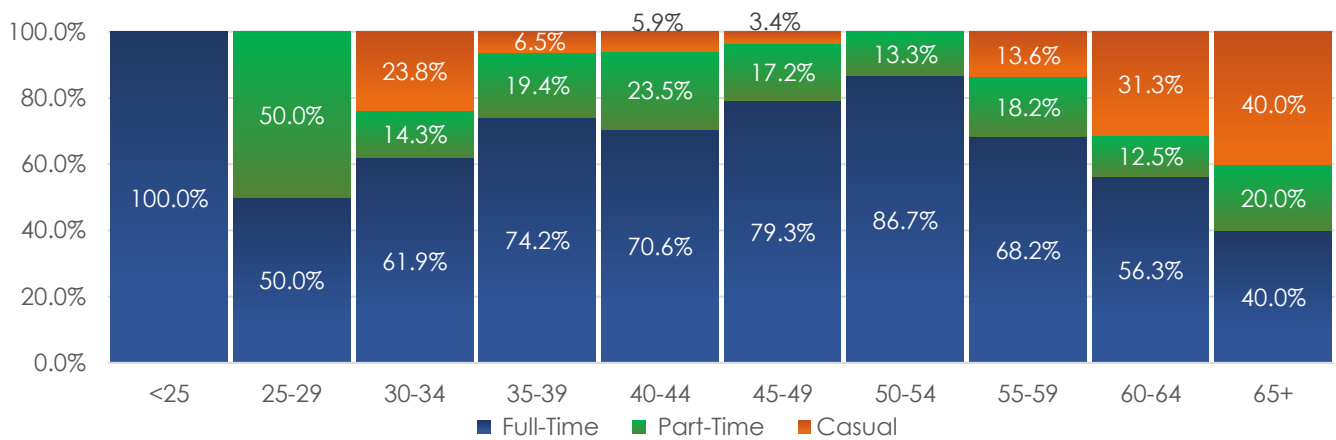
Questions regarding this Provincial Profile can be directed to:

**Jane Filina**, Senior Data Analyst, NS Department of Health and Wellness.

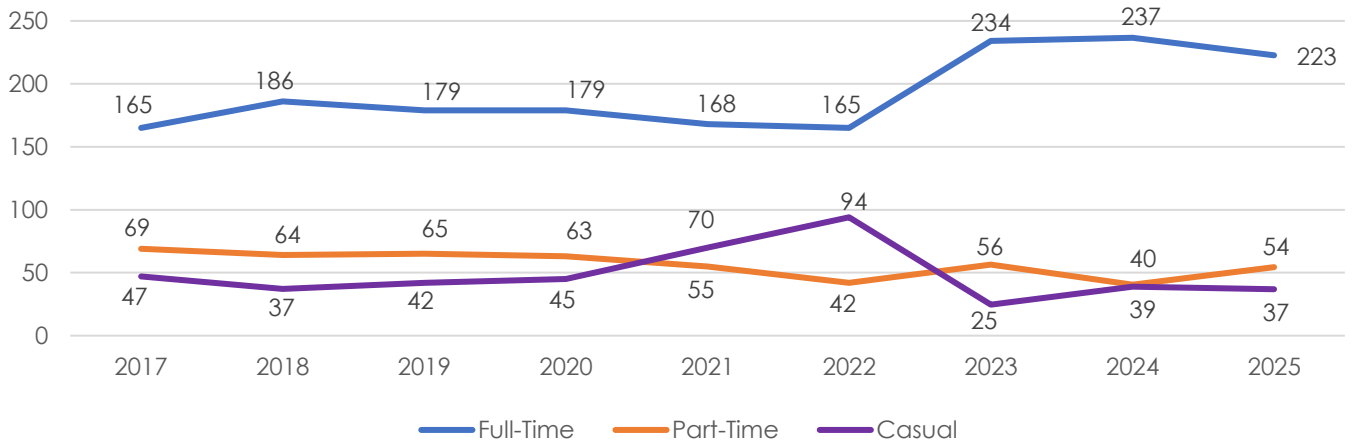
E-mail : [jane.filina@novascotia.ca](mailto:jane.filina@novascotia.ca) Phone : 902-229-6414

# Respiratory Therapists 2025

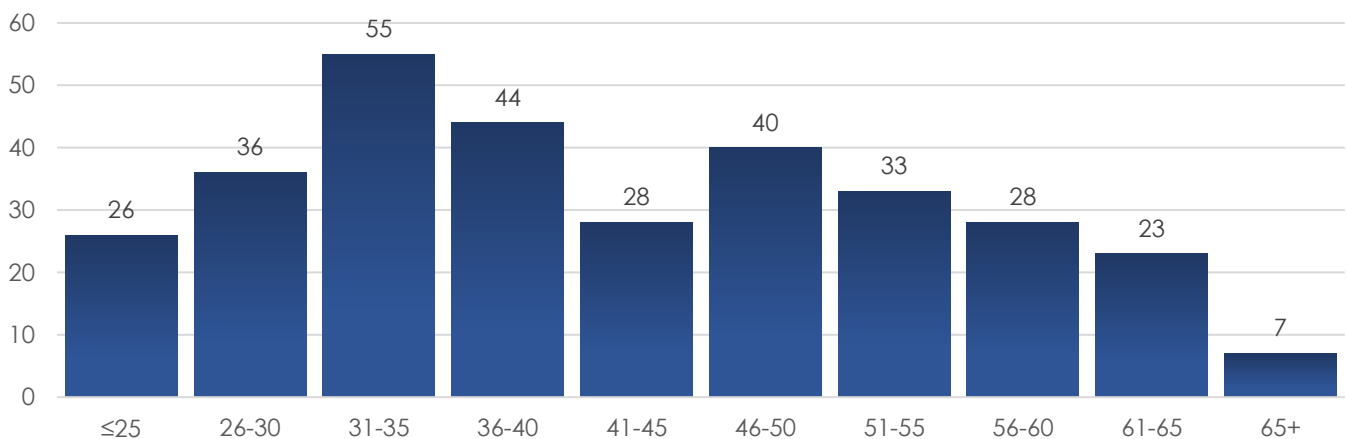
Employment Status by Age Group (NS, 2025)



Time Status (NS, 2018-2025)



Age Distribution (NS, 2025)



# Respiratory Therapists 2025

Workplace	Total	%
General Hospital (all areas)	115	35.9%
Primary Health Care	23	7.2%
Home Care Agency	16	5.0%
Other, Not Elsewhere Classified	6	1.9%
Community Health Centre	5	1.6%
Group Professional Practice Office/Clinic	3	0.9%
Public Health	3	0.9%
Post-Secondary Educational Institution	2	0.6%
Association, Government, Para-Governmental	2	0.6%
Industry, Manufacturing, and Commercial	2	0.6%
Physicians Office/Other Professional Practice Office	2	0.6%
Free-Standing Diagnostic Laboratory	1	0.3%
Centralized Diagnostic Laboratory Facility	1	0.3%
Unknown	139	43.4%

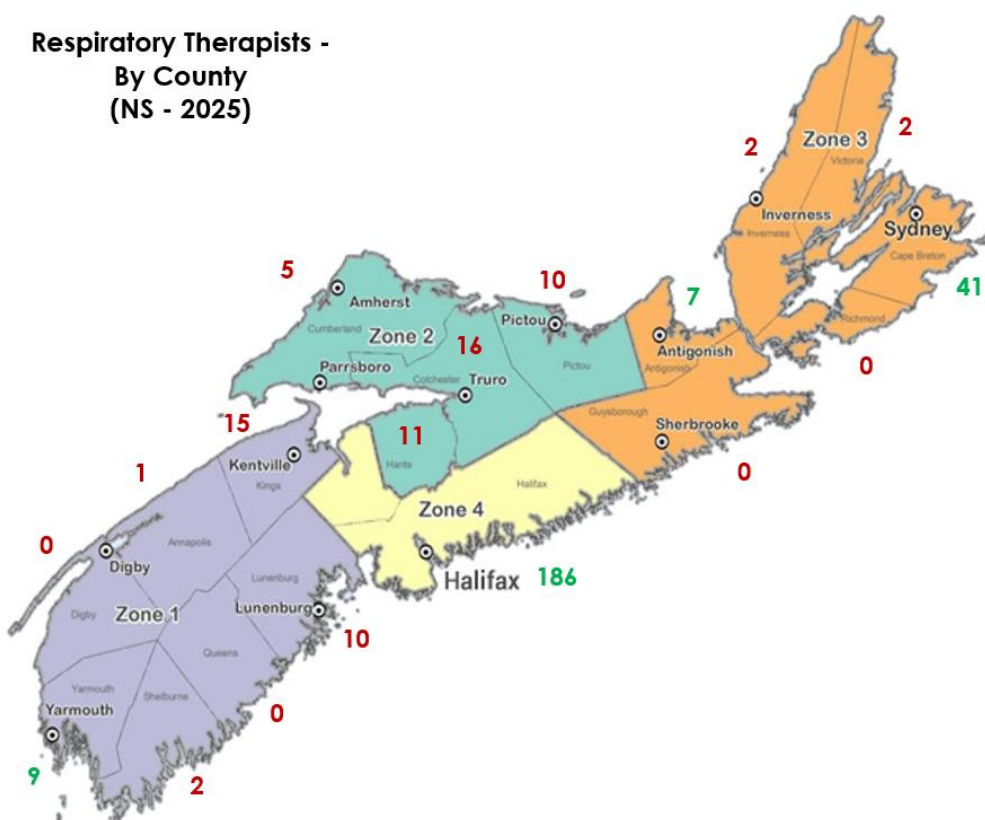
Area of Practice	Total	%
Adult Acute Care	73	22.8%
Anesthesia Assistant	19	5.9%
Pediatric/Neonatal Acute Care	18	5.6%
Home Care Services	15	4.7%
Patient Educator	11	3.4%
Administration	8	2.5%
Professional Educator	8	2.5%
Diagnostic Services	7	2.2%
Clinic or Rehabilitation	4	1.3%
Sleep Clinic	3	0.9%
Hyperbaric Medicine	2	0.6%
Sleep Lab	1	0.3%
Unknown	151	47.2%

Age and Experience					
Age Profile	#	%	Years Experience	#	%
<35	99	31.5%	0-5	62	19.7%
35-49	115	36.6%	6-15	96	30.6%
50+	100	31.8%	16-30	98	31.2%
Average Age: 42.4			>30	58	18.5%
			Average Experience: 17.4		

County	2025	Ratio	Sup ply	Ratio Colle ge	Higher or Lower than Provincial Average
<b>Nova Scotia</b>	<b>1,073,577</b>	<b>100%</b>	<b>320</b>		
Annapolis	23,514	2.2%	1	0.0%	Lower
Antigonish	21,183	2.0%	7	2.2%	Higher
Cape Breton	98,614	9.4%	41	12.8%	Higher
Colchester	54,350	5.1%	16	5.0%	Lower
Cumberland	30,941	2.9%	5	1.6%	Lower
Digby	18,017	1.7%	0	0.0%	Lower
Guysborough	7,227	0.7%	0	0.0%	Lower
Halifax	528,239	48.6%	186	58.1%	Higher
Hants	45,222	4.3%	11	3.4%	Lower
Inverness	17,658	1.7%	2	0.6%	Lower
Kings	66,145	6.2%	15	4.7%	Lower
Lunenburg	50,828	4.8%	10	3.1%	Lower
Pictou	45,228	4.3%	10	3.1%	Lower
Queens	10,532	1.0%	0	0.0%	Lower
Richmond	9,148	0.9%	0	0.0%	Lower
Shelburne	13,986	1.3%	2	0.6%	Lower
Victoria	7,147	0.7%	0	0.0%	Lower
Yarmouth	25,600	2.4%	9	2.8%	Higher
Unknown + Out of Province			5	1.6%	

# Respiratory Therapists 2025

Respiratory Therapists -  
By County  
(NS - 2025)



Respiratory Therapists -  
Per Capita  
By County  
(NS - 2025)

